

# KEY REASONS TO BUY THE

# LC6i<sup>tm</sup>

## Six Channel Line Output Converter

### Key Features

- Six input and six output channels
- 20 K ohm speaker level inputs (accepts up to 400 watts per channel!)
- Internal Channel Summing - *NEW!*
- GTO (Great Turn On) signal sensing inputs (no need to run a turn on lead from the deck!) - *NEW!*
- Level matching controls
- High Current 12 volt trigger output - *NEW!*
- Input for optional subwoofer level control
- Bulletproof Warranty (5 years!)

### Who is The Customer?

#### Vehicles with Convenience Features

The convenience features that car manufacturers are integrating into factory-installed head units are cool, and most new car owners don't want to give them up. Some of the features available (and sometimes standard) on new cars are steering wheel controls, navigation, On-star, speed sensitive volume controls, and satellite radio. The LC6i lets you retain all of these functions while allowing you to upgrade the sound of the system.

#### European Cars

More and more of today's high end European automobiles are coming with complex fiber optic and data bus systems, so the need to have a line output converter that can handle high input impedance has never been greater. The LC6i allows you to keep the factory signal path intact and, still add high quality aftermarket amplifiers and speakers to the system.

#### Vehicle Lease Customers

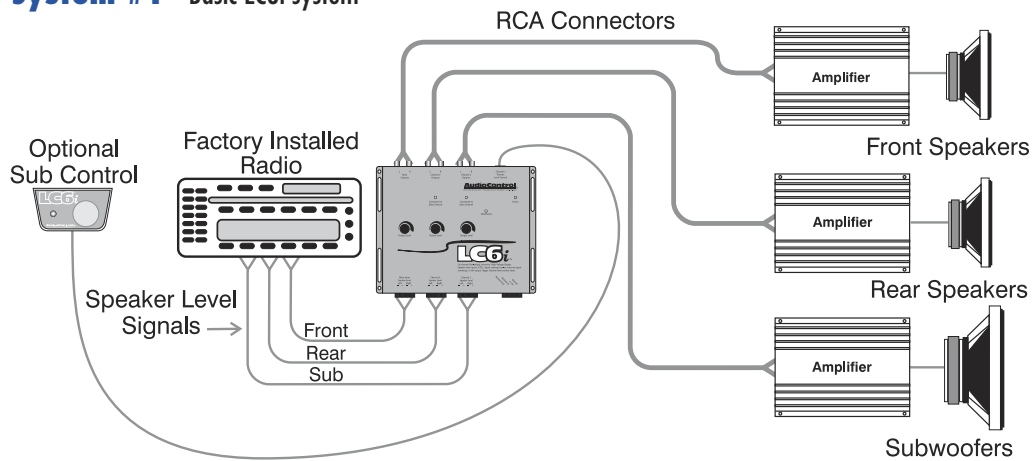
As we are all aware, vehicle interest rates are low, which means the only way for them to go is up. As interest rates start to climb, so too will the number of leased vehicles. The LC6i will allow you to use your factory installed source unit but give you the ability to add a really good aftermarket amplifier and processor.

#### Integrated Dash Panels

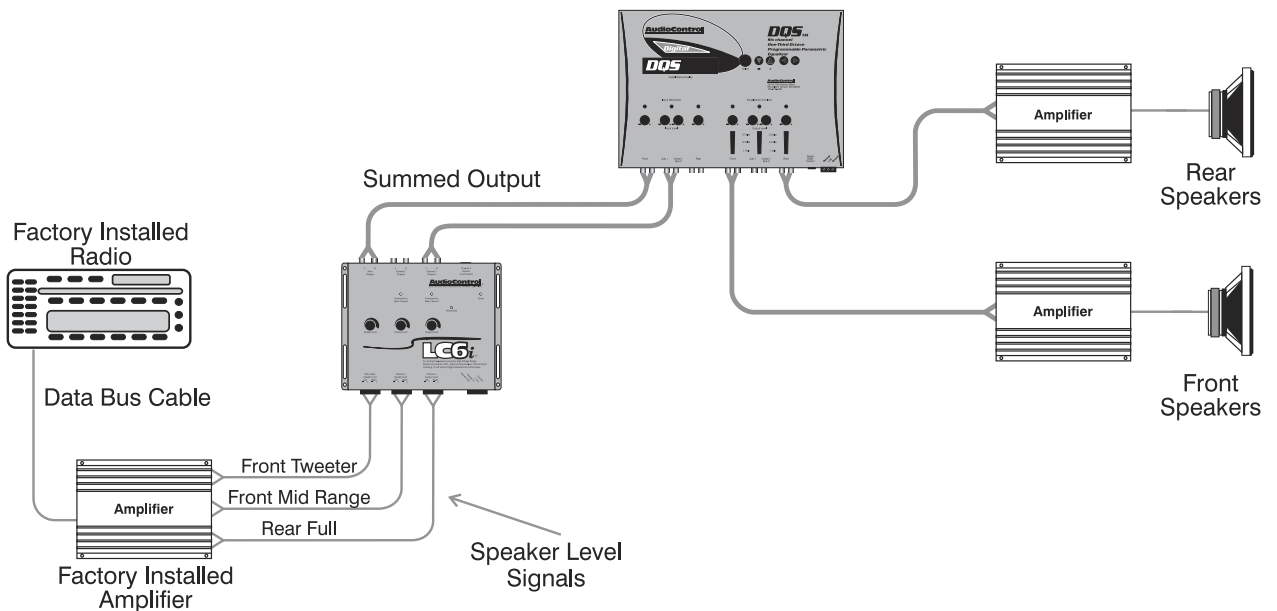
Car manufacturers today are driven by cost and convenience, not by sound quality. The more functions they can integrate into one single panel the cheaper the cost. One example is the 2004 Ford Taurus that has the passenger side airbag light inside the radio faceplate. Once removed, there would be no way to tell if the airbag was on or off and any retailer installing an aftermarket stereo could be liable for injuries sustained by the passengers who get into an accident.

# System Diagrams

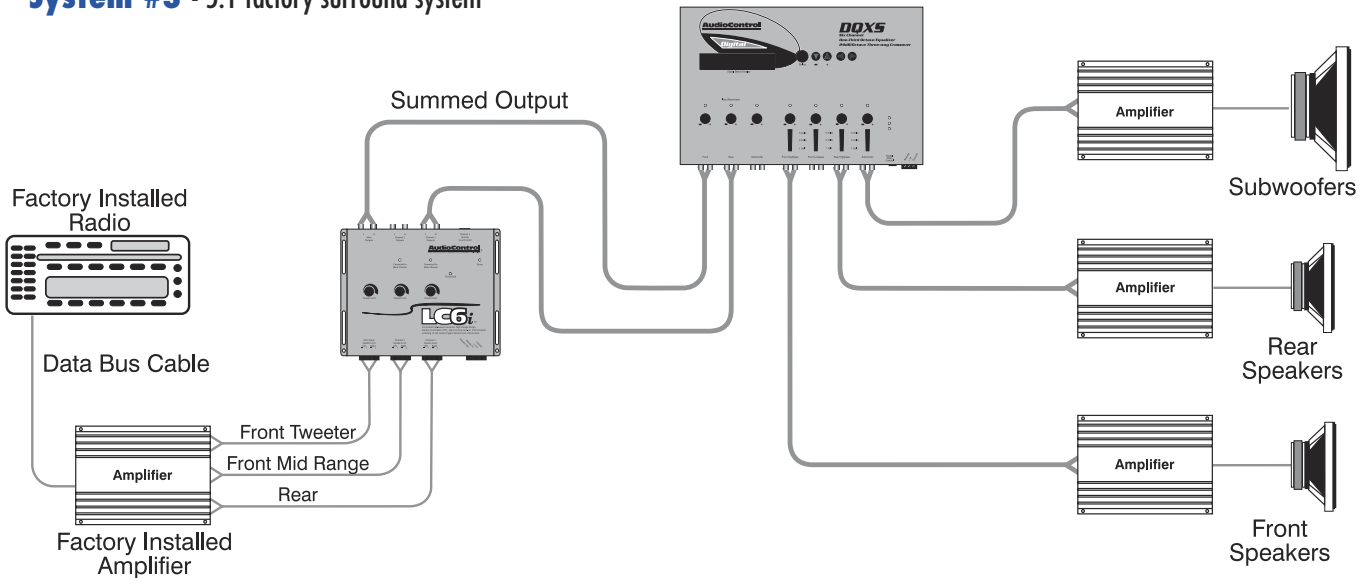
**System #1 - Basic LC6i system**



**System #2 - LC6i system using summing functions plus active equalization and crossover**



**System #3 - 5.1 factory surround system**




# Key Features of the LC6i

**AutoMode Inputs™** - Some factory systems have a limited amount of output channels. The LC6i is equipped with AutoMode inputs that take the Channel 2 signal and automatically feeds it to the Channel 3 output, if there is no signal present on the Channel 3 input.

**Six Output Channels** - Six output channels that can either run independently, or be summed together internally.

**Subwoofer Level Control** - Controls the level of Channel 3 via an optional dash control knob.

**Channel Summing** - The LC6i has internal jumpers that allow the installer to sum selected channels into the main channels. This is especially useful for factory-installed systems with actively crossed-over speaker systems. LEDs let the user know which channels are being summed into the Main Output.



**20 Kohm Speaker Level Inputs** - The LC6i can handle up to 400 watts of power.

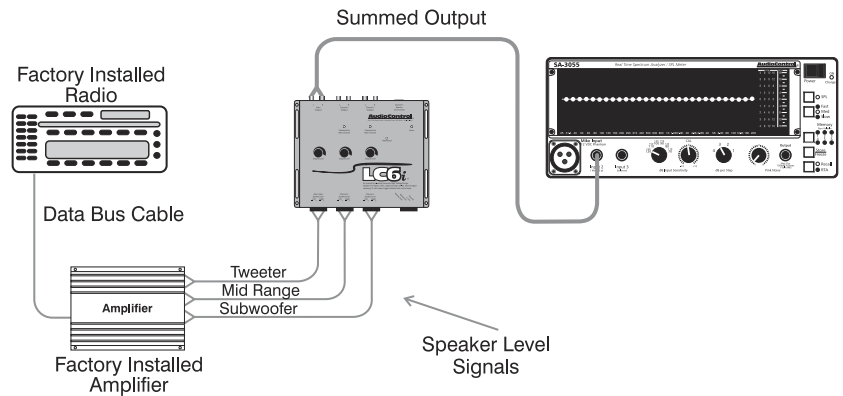
**GTO Signal Sense** - Once the GTO input of the LC6i detects a speaker-level signal on the Main Inputs, it powers up. When the speaker-level signal goes away, your LC6i will automatically turn off.

**Level Matching Controls** - Allows the user to adjust the outputs on the LC6i independently to help insure proper level matching throughout the entire system.

**12 Volt Output Trigger** - Since many factory radios do not supply a remote turn on wire, the LC6i gives you a remote turn on lead for triggering external amplifiers and/or processors. By using this output to turn-on your amplifiers, it can minimize any turn-on thumps that normally come when connecting to a factory system.

## Why does the LC6i have summable outputs?

Today, more than ever, OEM systems are actively crossing over speaker signals inside the factory amplifier. They do this because the factory speakers are not very dynamic and they need to limit the frequencies that are played through each individual speaker. When aftermarket systems are installed you need the ability to combine or "sum" multiple crossed over signals back together. The AudioControl LC6i incorporates a unique internal summing circuit that will allow you to input several different signals and get one complete, full range, high quality pre-amp signal. There is no need to have multiple adapters. The AudioControl LC6i is your one box solution for all you OEM Headaches.

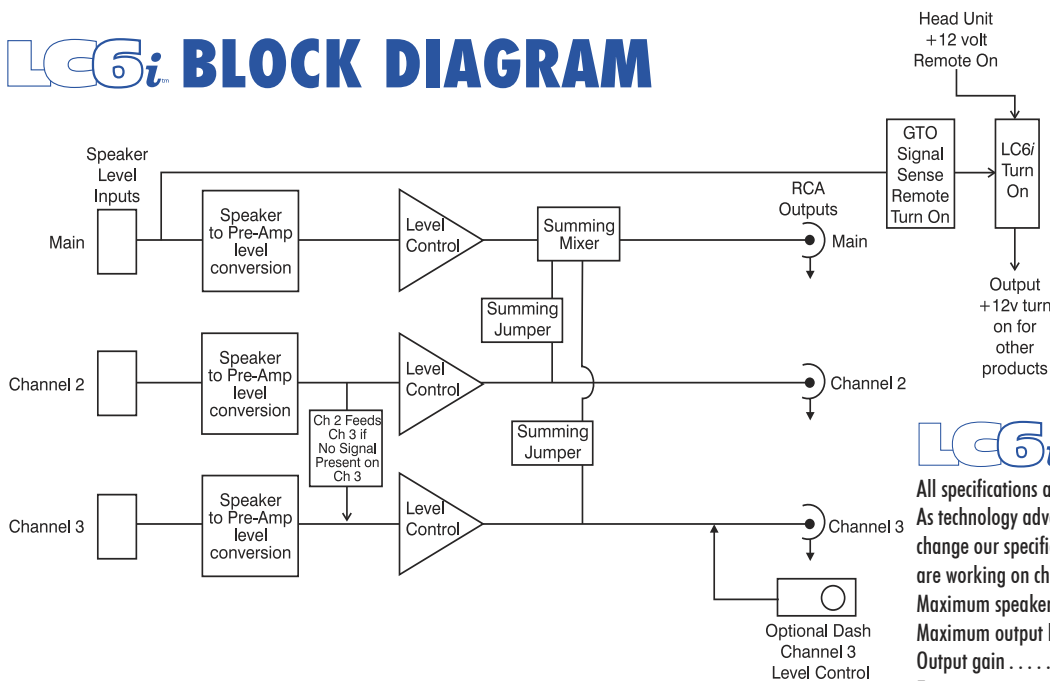


Using an RTA to measure the Summed Response

## Why do AudioControl Line Output Converters work so well?

The LC6i has high-impedance (20K Ohms!!) speaker-level inputs that accept signals from factory installed amplifiers. Yes, Even Bose. The AudioControl LC6i will work with most factory installed audio systems and give you high-quality, level matched, pre-amp signal via standard RCA connectors. This will allow you to add high quality aftermarket amplifiers and processors while keeping the convenience of converters, the LC6i gives you the brilliant sound quality that AudioControl has been providing for over 25 years.

## LC6i BLOCK DIAGRAM



## LC6i SPECIFICATIONS

All specifications are measured at 14.4 VDC (standard automotive voltage). As technology advances, AudioControl reserves the right to continuously change our specifications, like our Pacific Northwest weather although we are working on changing that.

- Maximum speaker-level input..... 400 watts @ 4 ohms
- Maximum output level..... 9.5Vrms
- Output gain..... +/-12 dB
- Frequency response..... 10Hz-22kHz
- Total harmonic distortion..... 0.01%
- Input Impedance..... 20 Kohms
- Power supply..... High headroom PWM switching
- Power draw..... 200mA
- Recommended fuse rating..... 1 Amp
- Size..... 8" W x 6" D x 1.2" H
- Weight..... 3.5 lbs
- Remote Trigger Output Current..... 1 Amp Max

# AudioControl®

making good sound better®

22410 70th Avenue West • Mountlake Terrace, WA 98043 USA  
 Phone 425-775-8461 • Fax 425-778-3166 • audiocontrol.com

©2006 AudioControl, a division of Electronic Engineering and Manufacturing, Inc. All rights reserved.